




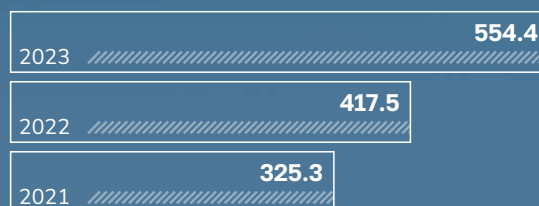
Samruk-Energy 2023 in figures

Production indicators


Electricity production volume, billion kWh




Electricity production by RES facilities, million kWh



Volume of coal production by Bogatyr Komir LLP, million tons




Volume of coal sales, million tons



Financial indicators

Gross profit, million KZT



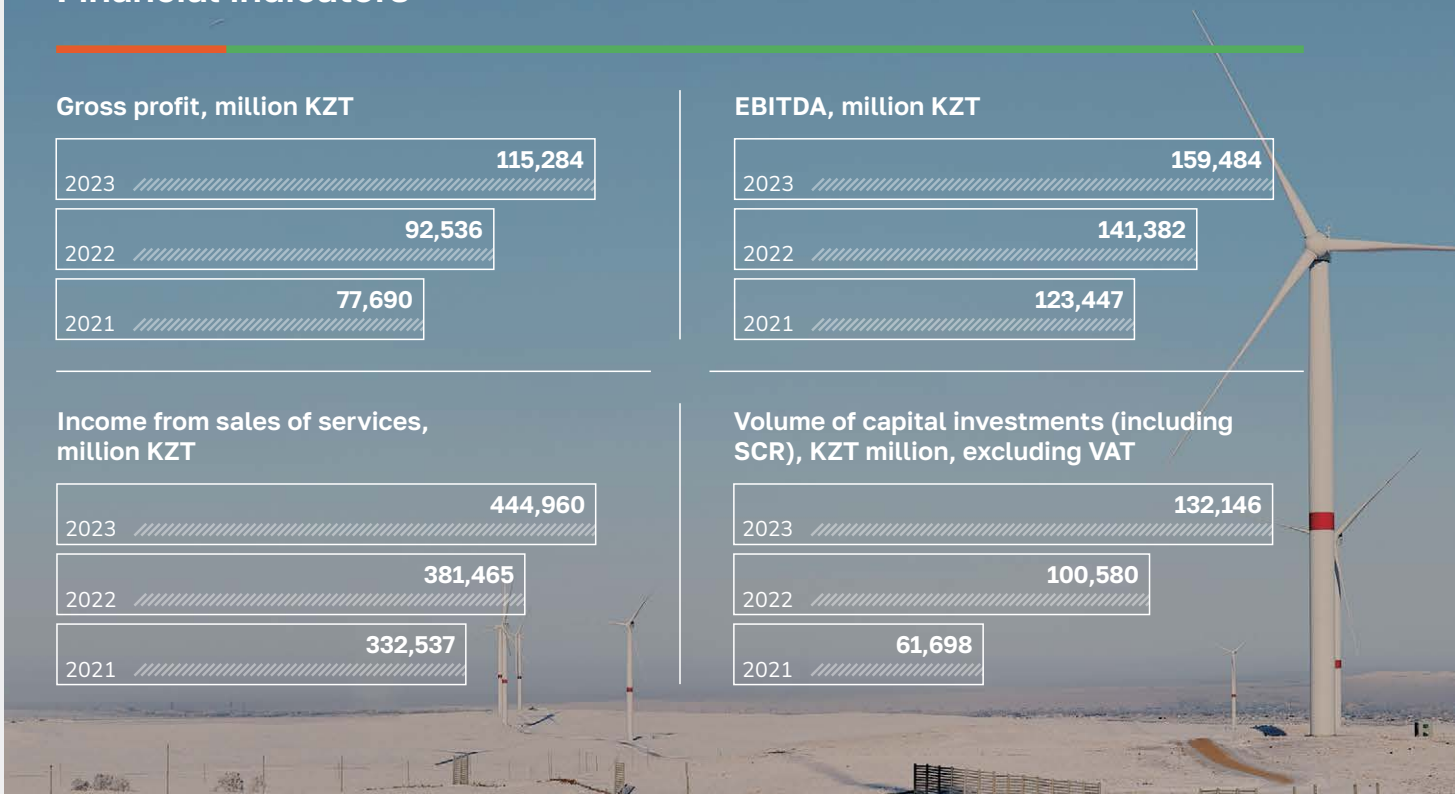
EBITDA, million KZT



Income from sales of services, million KZT



Volume of capital investments (including SCR), KZT million, excluding VAT



Sustainable development

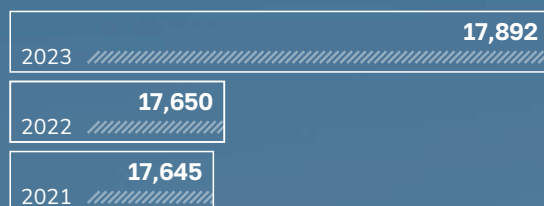
ESG risk rating, scores

24.1


CDP

D

Number of personnel, people



Occupational injury fatality rate



Gross volume of pollutant emissions, thousand tons

354.92

Investments in environmental protection, KZT billion

24.434

Corporate governance

Corporate governance rating

BB

Number of meetings of the Board of Directors

19

Number of independent members of the Board of Directors

3

Number of meetings of Committees of the Board of Directors

31